

NET VALUES OF MANUFACTURING PRODUCTION  
BY COUNTIES OR CENSUS DIVISIONS,  
CANADA, 1939



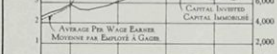


(LATEST PRE-WAR YEAR)

VALEUR NETTE DE LA PRODUCTION MANUFACTURIERE  
PAR COMTES OU DIVISIONS DE RECENSEMENT,  
CANADA, 1939

(DERNIERE ANNEE D'AVANT-GUERRE)

FACTORS IN MANUFACTURING PRODUCTION  
FACTEURS DE PRODUCTION MANUFACTURIERE

NET VALUE — VALEUR NETTE



\*Includes Yukon and Northwest Territories.  
Comprend le Yukon et les Territoires du Nord-Ouest

NET VALUE OF LEADING INDUSTRIES, 1939  
VALEUR NETTE DES PREMIERES INDUSTRIES, 1939

INDUSTRY — INDUSTRIE

INDUSTRY — INDUSTRIE	MILLION \$
	0 25 50 75 100
PULP AND PAPER	101,133,600
POUR ET PAPIER	101,133,600
NON-FERROUS METAL SMELTING AND REFINING	80,057,815
SUBSTANCE BY APPROXIMATION DE METAUX NON-FERREUX	80,057,815
ELECTRICAL APPARATUS AND SUPPLIES	45,462,941
APPAREILS ET Fournitures ELECTRIQUES	45,462,941
PRINTING AND PUBLISHING	47,270,818
IMPRIMERIE ET EDITION	47,270,818
SAVING	44,852,258
SECURITE	44,852,258
PRIMARY IRON AND STEEL	40,130,444
FER ET ACIER PRIMAIRE	40,130,444
RUBBER GOODS	19,799,556
ARTICLES DE CAOUTCHOUC	19,799,556
BREAD AND OTHER BAKERY PRODUCTS	39,264,949
PAIN ET AUTRES PRODUITS DE LA BOULANGERIE	39,264,949
Automobiles	34,972,702
Automobiles	34,972,702
BUTTER AND CHEESE	33,145,177
BEURRE ET FROMAGE	33,145,177
COTTON YARN AND CLOTH	42,279,911
FILS ET TISSUS DE COTON	42,279,911
CLOTHING, FACTORY, MEN'S	30,306,388
CONFECTION POUR HOMMES	30,306,388
MACHINERY	29,548,294
MACHINERIE	29,548,294
HONEY AND KITTEN GOODS	29,437,833
CONFITURES	29,437,833
SAUSAGEMEAT AND MEAT PACKING	29,044,432
SAUCISSONS ET SAUMONS	29,044,432
BACON, CONFECTIONERY, COCOA, ETC.	27,654,965
BACON, CONFISERIE, CACAO, ETC.	27,654,965
BEVERAGES	26,394,981
BEVERAGES	26,394,981
BLANKETS	25,434,383
CONFECTION POUR FEMMES	25,434,383
PERFORATED PRODUCTS	25,334,218
PRODUITS DE PERFORATION	25,334,218
PAINTS AND PRESERVED	25,031,936
PEINTURES ET MACHINERIE	25,031,936

LEGEND — LEGENDE

Net Value per County — Valeur Nette par Comté

